


Gearbox
WF 350/370/380

The New REINTJES Small Gearbox Series



Gearbox

WF 350/370/380

Strong, Light, Small

Robust, efficient and sustainable, the new REINTJES WF series fulfils the requirements for modern propulsion concepts with increased input speeds and higher reduction ratios.

The new WF range consists of nine modular designed sizes with reduction ratios up to 8:1 with highest modularity for quick and easy configuration.

The future of CO2 efficient combinations of engines with electric drives and batteries has already started. To enable propulsion systems to operate with their best efficiency, hybrid solutions are already considered in standard designs with modularized power-take-out and power- take-in options (PTO/PTI).

To cover the increasing power demands of hydraulic pumps and generators on board, REINTJES PTO (power-take-out) options are available with higher torque capacity.


Fit For Future

The REINTJES standardized PTO/PTI options allows retrofits of auxiliary drives or even an upgrade to a hybrid system.

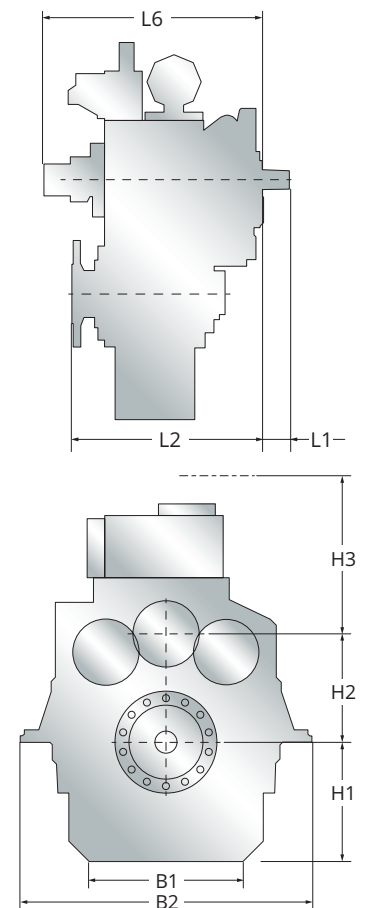
The REINTJES multi-plate clutch ensures trouble-free operation with fast and smooth clutch control. This is based on the well-known REINTJES lamella clutch design which is proven in thousands of applications.

- More power at lower weight and space volume is saving cost and increasing payload
- Increased input speeds and higher reduction ratios. Lower propeller speed rotations enhances efficiency, saving fuel and finally reducing Greenhouse gas emissions
- PTO/PTI options available with high torque capacity
- PTO/PTI retrofit possibility for extended life time flexibility
- Fit for future allowing retrofit of a hybrid system

The REINTJES WF series is engineered and optimized by using lesser parts, using newest technologies and components with lower cost of ownership while keeping up REINTJES values of quality and robustness.



Name	WF 350	WF 370	WF 380
Input Speed	Nominal 1600 - 2300 rpm	Nominal 1600 - 2300 rpm	Nominal 1600 - 2300 rpm
Input torque (C-duty)	Max. 0.34 kW/rpm w/o class, with class according to database	Max. 0.34 kW/rpm w/o class, with class according to database	Max. 0.34 kW/rpm w/o class, with class according to database
Weight & Dimensions			
L1	69 mm	69 mm	69 mm
L2	601 mm	587 mm	638.5 mm
L6	790 mm	800 mm	790 mm
B1	490 mm	490 mm	586 mm
B2	736 mm	728 mm	992 mm
B2 including feet	910 mm	930 mm	1216 mm
H1	365 mm	380 mm	470 mm
H2	282 mm	346 mm	418 mm
H3	528 mm	524 mm	542 mm
Weight (dry)	670 kg	730 kg	1180 kg
Oil:	25 l	25 l	28 l
Reduction Ratios:	4,190 4,737 5,056	5,381 6,053 6,444	6,714 7,526 8,000



Standard

- Grey cast iron single piece housing
- Helically toothed spur gears, case hardened and flank ground
- Built-in hydraulically operated REINTJES disc clutches with steel/sintered friction surface
- Built-in propeller thrust bearing
- Smooth engagement by optimised pressure curve during shifting
- Full power transmission in both senses of rotation
- Integrated oil sump with common circuit for control and lubrication system. Oil pump, oil filter and oil cooler accessible from outside
- Integrated, seawater resistant oil cooler for cooling water inlet temperature up to 32 °C
- Input shaft end with 1:30 taper
- Forged-on output shaft flange
- Paint finish with synthetic resin varnish in RAL 7001 colour silver grey
- Electric control valve
- Free standing (no SAE housing)
- Rigid foundation with cast mounting feet
- Supervision acc. to REINTJES standard
- No classification

Options: Earliest delivery times stated seperately

- Non controllable PTO K21 P/N max 0.06 kW/rpm
- Engine bell housing SAE 1
- Engine bell housing SAE 0
- High flexible elastic coupling
- Mechanical control valve
- Mechanical trailing pump
- Electrical stand-by pump
- Split seal at output shaft
- Foundation bracket bolting interface
- Output counter flange
- Connection points for supervision acc. class
- Single screw application
- Drawing approval acc. classification society
- Full class according classification society incl. supervision
- Oil cooler 38°C water inlet temperature

Type Approval

BV, NK (other societies in preparation)



This document and any data contained herein are subject to modifications or updates at any time and are always non-binding. The data serve informational purposes and cannot be guaranteed in any way. In addition, any data and information will be assessed and determined individually for each project and purpose. This is necessary due to differing characteristics of each project. If this document is delivered in another language than English and in case of divergences of interpretation between the different language texts, the English text shall prevail. Pictures and logos courtesy from all owners of the respective trademarks and rights. Gearbox standard design is dry. All lists only show an extract of gearboxes available. Additional sizes, offset configurations and variations are available on request.

Dimensions and dry weights are approximate and may vary with housing or by input and ratio. Specifications are subject to change without notice. Please contact your REINTJES distributor for current information and binding data.

REINTJES GmbH
Eugen-Reintjes-Straße 7
31785 Hameln
Germany

E-Mail: info@reintjes-gears.de
Phone: +49 5151 1040

www.reintjes-gears.com

Scan here to
download all our
product brochures

